



Summer Holiday Homework Vatika-2



INTRODUCE YOURSELF:

MY NAME IS _____

I AM _____ YEARS OLD


I AM A:

BOY

GIRL



MY FAVORITE COLOR IS:



The background is a vibrant blue with white raindrops and two large, smiling cartoon hands. The hands are orange-brown with large eyes and wide smiles. A rainbow is visible behind the hands. The text is arranged in a playful, cloud-like layout.

Clean hands

are

happy hands

Remember to wash your hands!

- Before eating or handling food.
- After using the toilet.
- After blowing your nose, coughing or sneezing.
- After touching your pets or other animals.
- After handling rubbish.

WASH YOUR HANDS

1



USE SOAP

2



PALM TO PALM

3



BACK TO HANDS

4



FINGERS INTERLACED

5



BASE OF THUMBS

6



FINGERNAILS

7



WRISTS

8



RINSE HANDS

9



DRY HANDS

LIE & REST



CHAIR SQUAT



BOATING POSITION



STANDING FOLD



STANDING BEND



SEATED FRONT BEND



WARRIOR POSE I



WARRIOR POSE II



SHOULDERSTAND



EXTENDED HAND TO TOE



SUPPORTED HEADSTAND



HEADSTAND



KIDS YOGA!!

TREE I



TREE II



UPWARD HAND POSE



BUTTERFLY



EXTENDED SIDE ANGLE



DOWNWARD FACING DOG



CHATURANGA



COBRA



UPWARD BLOW



COW POSITION



LOCUST POSITION



CAT POSE



प्यासा कौआ

प्यासा कौआ

एक प्यासा कौआ
आसमान में उड़ता
ऊपर नीचे जाता खोजता था पानी
पानी पानी पानी पानी
कहीं मिला ना पानी
कौआ पहुंचा बाग में
बाघ में था घड़ा
घड़ा में था पानी
पानी पानी पानी पानी
पानी था थोड़ा



थोड़ा थोड़ा थोड़ा थोड़ा
पानी था थोड़ा
कौआ ने डाला कंकड़
पानी में डाला कंकड़
पानी आया ऊपर
ऊपर ऊपर ऊपर ऊपर
पानी आया ऊपर
कौआ ने पिया पानी
खत्म हुई कहानी
सो जा मेरे राजा, सो जा मेरी रानी।



आम

आम का देखो रंग है पीला,
खाने में यह बड़ा रसीला।
चूसो, खाओ, ताज़ा आम,
सभी फलों का राजा आम।



Loops and Curves

Trace the dots and form loops and curves.



Name.....

DRAW A LINE



Direction: Draw a line between each picture and its shadow.



Logical Pairing

Draw a line to match items that go together.




Name: _____


Date: _____

Fruits and Veggies

Color the bananas yellow, the apples red and the grapes blue








Color the carrots orange, the tomatoes red and the broccoli green



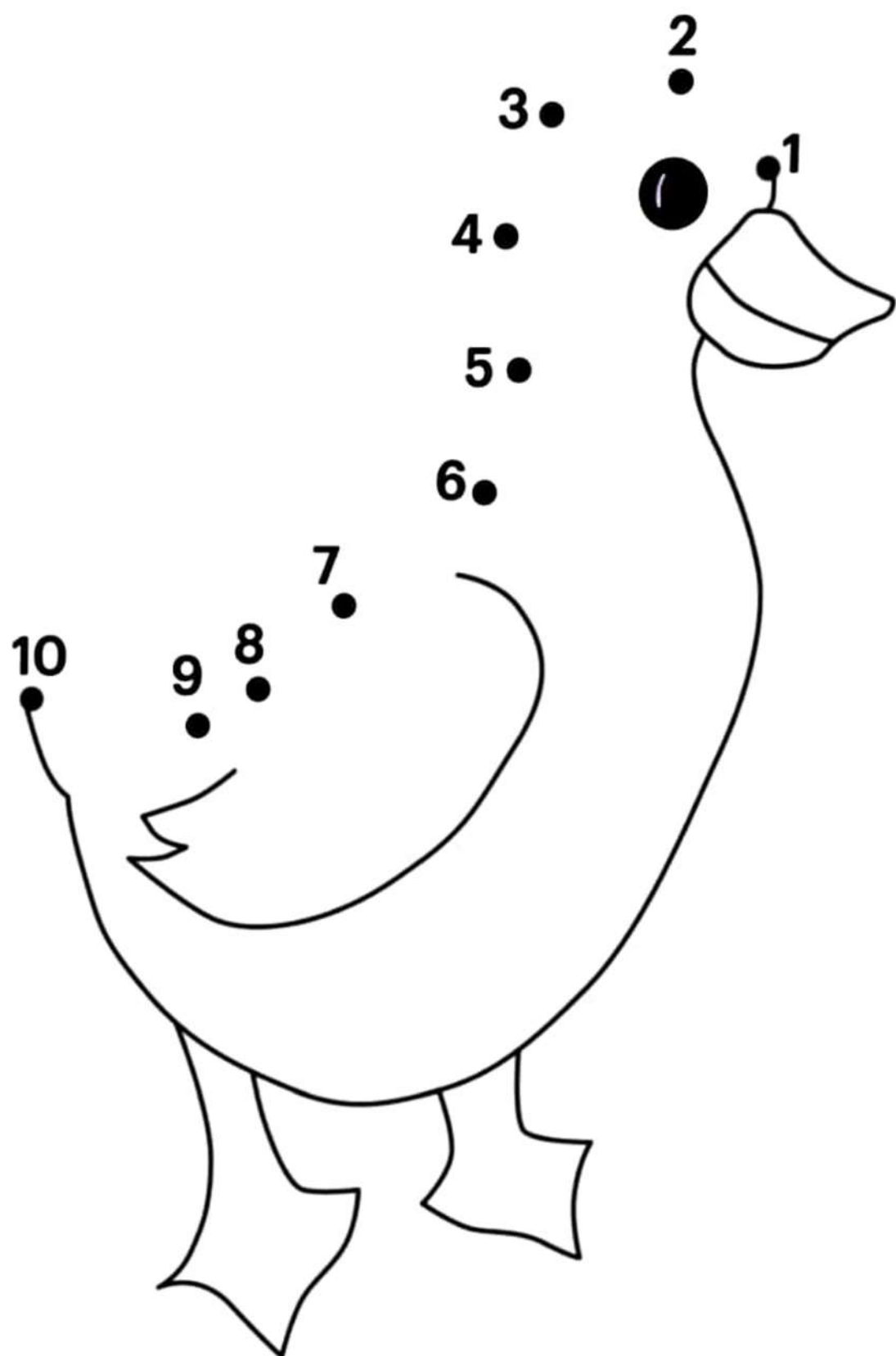
Name: _____

What's Different?

Directions: Look at the pictures in each row. Circle the picture that is different.



Join the number 1 to 10 and colour it.



DRAWING

